
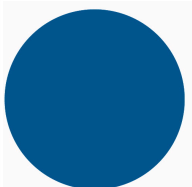




Illuminated selector switch actuator, RMQ-Titan, With thumb-grip, maintained, 2 positions, Blue, Bezel: titanium

Part no. M22-WRLK-B
Catalog No. 216831
Alternate Catalog No. M22-WRLK-BQ
EL-Nummer (Norway) 4355361


Delivery program

| | | | |
|----------------------------|---|----|---|
| Product range | | | RMQ-Titan |
| Basic function | | | Illuminated selector switch actuator |
| Mounting hole diameter | Ø | mm | 22.5 |
| Single unit/Complete unit | | | Single unit |
| Design | | | With thumb-grip |
| | | | maintained |
| Function: | | | |
| | | |  60° |
| | | | 2 positions |
| Colour | | | |
| Thumb-grip | | | Blue |
| | | |  |
| Degree of Protection | | | IP66 |
| Front ring | | | Bezel: titanium |
| Connection to SmartWire-DT | | | yes with SWD-RMQ connections |
| Instructions | | | Stay-put/spring-return function, can be changed with coding parts M22-XC-Y |

Technical data

General

| | | | |
|-----------------------------|--------------|-------------------|--|
| Standards | | | IEC/EN 60947 VDE 0660 |
| Lifespan, mechanical | Operations | x 10 ⁶ | > 0.1 |
| Operating frequency | Operations/h | | ≤ 2000 |
| Operating torque | | Nm | ≤ 0.3 |
| Climatic proofing | | | Damp heat, constant, to IEC 60068-2-78 Damp heat, cyclic, to IEC 60068-2-30 |
| Degree of Protection | | | IP66 |
| Ambient temperature | | | |
| Open | | °C | -25 - +70 |
| Mounting position | | | As required |
| Mechanical shock resistance | | g | 30 Shock duration 11 ms Sinusoidal according to IEC 60068-2-27 |
| shipping classification | | | DNV GL LR |



Design verification as per IEC/EN 61439

| | | | |
|--|------------|----|--|
| Technical data for design verification | | | |
| Rated operational current for specified heat dissipation | I_n | A | 0 |
| Heat dissipation per pole, current-dependent | P_{vid} | W | 0 |
| Equipment heat dissipation, current-dependent | P_{vid} | W | 0 |
| Static heat dissipation, non-current-dependent | P_{vs} | W | 0 |
| Heat dissipation capacity | P_{diss} | W | 0 |
| Operating ambient temperature min. | | °C | -25 |
| Operating ambient temperature max. | | °C | 70 |
| IEC/EN 61439 design verification | | | |
| 10.2 Strength of materials and parts | | | |
| 10.2.2 Corrosion resistance | | | Meets the product standard's requirements. |
| 10.2.3.1 Verification of thermal stability of enclosures | | | Meets the product standard's requirements. |
| 10.2.3.2 Verification of resistance of insulating materials to normal heat | | | Meets the product standard's requirements. |
| 10.2.3.3 Verification of resistance of insulating materials to abnormal heat and fire due to internal electric effects | | | Meets the product standard's requirements. |
| 10.2.4 Resistance to ultra-violet (UV) radiation | | | Please enquire |
| 10.2.5 Lifting | | | Does not apply, since the entire switchgear needs to be evaluated. |
| 10.2.6 Mechanical impact | | | Does not apply, since the entire switchgear needs to be evaluated. |
| 10.2.7 Inscriptions | | | Meets the product standard's requirements. |
| 10.3 Degree of protection of ASSEMBLIES | | | Does not apply, since the entire switchgear needs to be evaluated. |
| 10.4 Clearances and creepage distances | | | Meets the product standard's requirements. |
| 10.5 Protection against electric shock | | | Does not apply, since the entire switchgear needs to be evaluated. |
| 10.6 Incorporation of switching devices and components | | | Does not apply, since the entire switchgear needs to be evaluated. |
| 10.7 Internal electrical circuits and connections | | | Is the panel builder's responsibility. |
| 10.8 Connections for external conductors | | | Is the panel builder's responsibility. |
| 10.9 Insulation properties | | | |
| 10.9.2 Power-frequency electric strength | | | Is the panel builder's responsibility. |
| 10.9.3 Impulse withstand voltage | | | Is the panel builder's responsibility. |
| 10.9.4 Testing of enclosures made of insulating material | | | Is the panel builder's responsibility. |
| 10.10 Temperature rise | | | Not applicable. |
| 10.11 Short-circuit rating | | | Is the panel builder's responsibility. The specifications for the switchgear must be observed. |
| 10.12 Electromagnetic compatibility | | | Is the panel builder's responsibility. The specifications for the switchgear must be observed. |
| 10.13 Mechanical function | | | The device meets the requirements, provided the information in the instruction leaflet (IL) is observed. |

Technical data ETIM 7.0

| | | | |
|---|--|--|--------|
| Low-voltage industrial components (EG000017) / Front element for selector switch (EC000222) | | | |
| Electric engineering, automation, process control engineering / Low-voltage switch technology / Command and alarm device / Front element for selector switches (ecl@ss10.0.1-27-37-12-13 [AKF031014]) | | | |
| Number of switch positions | | | 2 |
| Type of control element | | | Toggle |
| Suitable for illumination | | | Yes |
| Colour control element | | | Black |
| Colour indicator light cap | | | Blue |
| Construction type lens | | | Round |

| | | |
|---------------------------------------|----|---------|
| Hole diameter | mm | 22.5 |
| Width opening | mm | 0 |
| Height opening | mm | 0 |
| Switching function latching | | Yes |
| Spring-return | | No |
| With front ring | | Yes |
| Material front ring | | Plastic |
| Colour front ring | | Other |
| Degree of protection (IP), front side | | IP66 |
| Degree of protection (NEMA) | | 4X |

Approvals

| | | |
|-----------------------------|--|--|
| Product Standards | | IEC/EN 60947-5; UL 508; CSA-C22.2 No. 14-05; CSA-C22.2 No. 94-91; CE marking |
| UL File No. | | E29184 |
| UL Category Control No. | | NKCR |
| CSA File No. | | 012528 |
| CSA Class No. | | 3211-03 |
| North America Certification | | UL listed, CSA certified |
| Degree of Protection | | UL/CSA Type 3R, 4X, 12, 13 |

Dimensions

