

theRonda S360 Slave UP WH

Item no.: 2080530



Presence and motion detectors
Indoor detectors

Description

- Passive infra-red presence detector for flush-mounted ceiling installation
- Circular detection area 360°, up to Ø 8 m (50 m²) at mounting height 3 m
- Slave version for theRonda master presence detectors
- Test mode for checking function and detection area
- Extension of detection area via Master/Slave or Master/Master switching, a maximum of 10 detectors can be switched in parallel with each other
- Ceiling installation in flush-mounted socket
- Ceiling installation also possible with surface-mounted frame
- User remote control theSenda S, service remote control theSenda P, management remote control SendoPro (optional)



Subject to technical changes and misprints

additional information at: www.theben.de/product/2080530

The load data are determined with exemplary selected illuminants and are therefore typical data due to the large number of available products.

23/02/2021

Page 1 of 4

theRonda S360 Slave UP WH

Item no.: 2080530

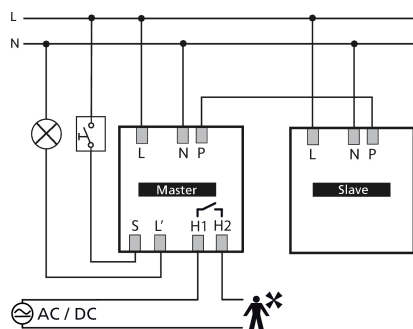


Technical data

theRonda S360 Slave UP WH	
Operating voltage	110 – 230 V AC
Frequency	50 – 60 Hz
Installation height	2 – 4 m
Minimum height	> 1,7 m
Installation type	Ceiling installation
Colour	White
Switching output	Slave
Stand-by consumption	~0.1 W

theRonda S360 Slave UP WH	
Light measurement	Mixed light measurement
Type of connection	Screw terminals
Max. cable cross section	max. 2 x 2,5 mm ²
Size of concealed housing	Ø 55 mm (NIS, PMI)
Detection range	50 m ² (Ø 8 m 360°)
Ambient temperature	-15°C ... 50°C
Type of protection	IP 54 (when fitted)

Connection example



Detection range for planning applications

Mounting height (A)	Sitting (S)	Diagonally (T)	Head on to (R)
2 m	5 m ² 2.5 m	38 m ² 7 m	5 m ² 2.5 m ²
2.5 m	7 m ² 3 m	38 m ² 7 m	7 m ² 3 m
3 m	13 m ² 4 m	50 m ² 8 m	13 m ² 4 m
3.5 m		50 m 8 m	13 m ² 4 m
4 m		64 m ² 9 m	13 m ² 4 m

Subject to technical changes and misprints

additional information at: www.theben.de/product/2080530

The load data are determined with exemplary selected illuminants and are therefore typical data due to the large number of available products.

23/02/2021

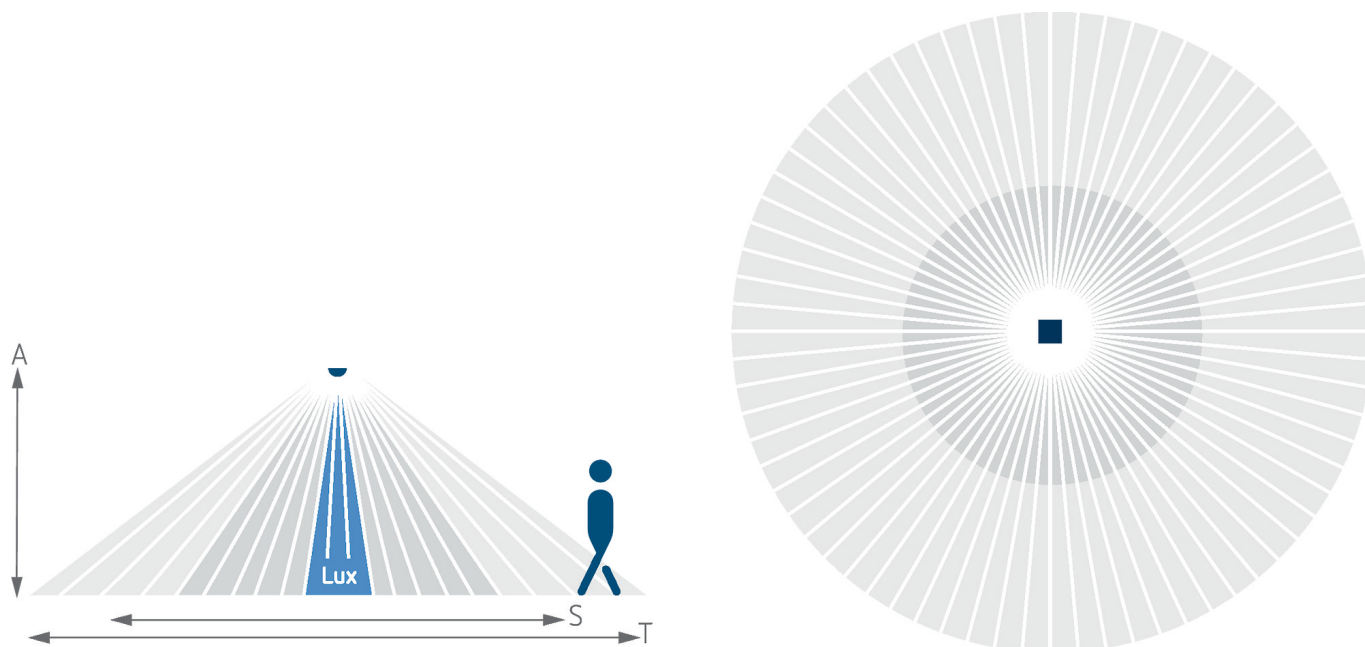
Page 2 of 4

theRonda S360 Slave UP WH

Item no.: 2080530

theben
energy saving comfort

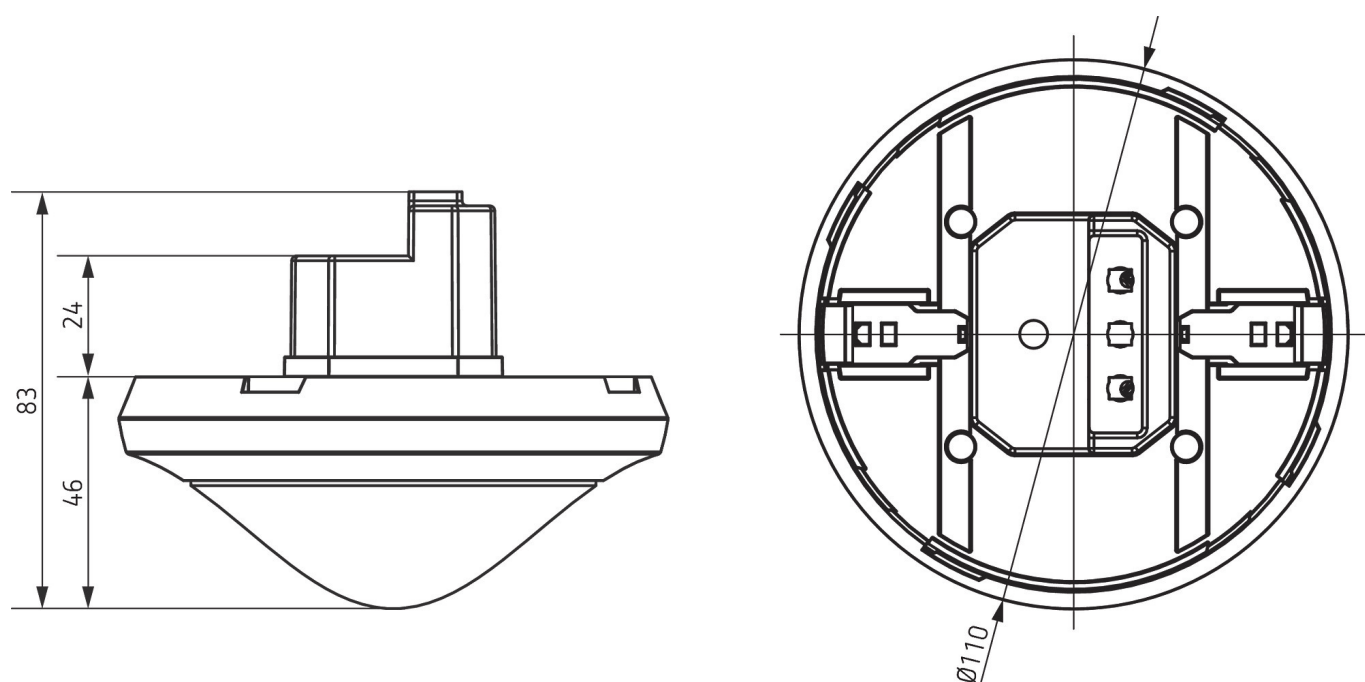
Detection range for planning applications



Detection range according to Sensnorm IEC 63180

Mounting height (A)	Diagonally (T)	Head on to (R)	Sitting (S)
2.5 m	50 m² 8 m	28 m² 6 m	20 m² 5 m
4 m	79 m² 10 m	71 m² 9.5 m	

Scale drawings



Subject to technical changes and misprints

additional information at: www.theben.de/product/2080530

The load data are determined with exemplary selected illuminants and are therefore typical data due to the large number of available products.

23/02/2021

Page 3 of 4

theRonda S360 Slave UP WH

Item no.: 2080530

theben
energy saving comfort

Accessories

theSenda P

Item no.: 9070910



theSenda S

Item no.: 9070911



Surface frame 110A WH

Item no.: 9070912



theSenda B

Item no.: 9070985



Cover 110 GR

Item no.: 9070591



Ceiling installation box 68A

Item no.: 9070992

