

theLuxa E180 BK

Item no.: 1010206

theben
energy saving comfort

Presence and motion detectors Outdoor detectors

Description

- Passive infra-red motion detector
- For outdoor use
- Sensor head can be turned by $\pm 90^\circ$ horizontally and by 30° downwards/upwards
- Adjustable brightness switching value and switch-off delay
- Mixed light measurement suitable for the control of fluorescent, incandescent, halogen lamps and LEDs
- Area limit via stickers
- Test function for checking detection area
- Single-handed plug-in installation



Technical data

| theLuxa E180 BK | |
|--------------------------------|--------------------------------------|
| Operating voltage | 230 V AC |
| Frequency | 50 Hz |
| Stand-by consumption | <1 W |
| Light measurement | Mixed light measurement |
| Number of channels | 1 |
| Colour | Black |
| Switching output | Light |
| Installation type | Wall installation |
| Setting range brightness | 5 – 1000 lx |
| Switching capacity | 10 A at 230 V AC, $\cos \varphi = 1$ |
| Detection angle | 180° |
| Light switch-off delay | 5 s-15 min |
| Incandescent/halogen lamp load | 2300 W |

| theLuxa E180 BK | |
|---|--|
| Fluorescent lamp load (conventional) parallel-corrected | 350 VA 37 μ F |
| Fluorescent lamp load (conventional) series-corrected | 400 VA |
| LED lamp < 2 W | 50 W |
| LED lamp 2-8 W | 150 W |
| LED lamp > 8 W | 150 W |
| Lamps | Incandescent/halogen lamps, fluorescent lamps, Energy saving lamps, LEDs |
| Remote controlled | – |
| Ambient temperature | -20°C ... 40°C |
| Protection class | II |
| Type of protection | IP 55 |

Subject to technical changes and misprints

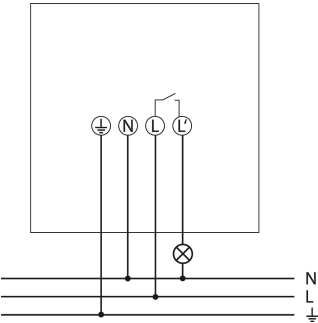
additional information at: www.theben.de/product/1010206

The load data are determined with exemplary selected illuminants and are therefore typical data due to the large number of available products.

17/08/2021

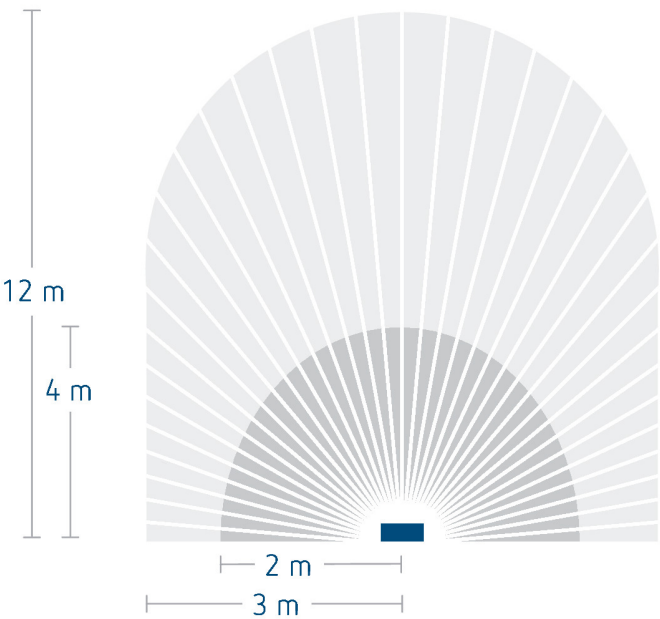
Page 1 of 3

Connection example



Detection range for planning applications

| Mounting height (A) | Diagonally (t) | Head on to (R) | |
|---------------------|----------------|----------------|--|
| 2.5 m | 12 m | 4 m | |

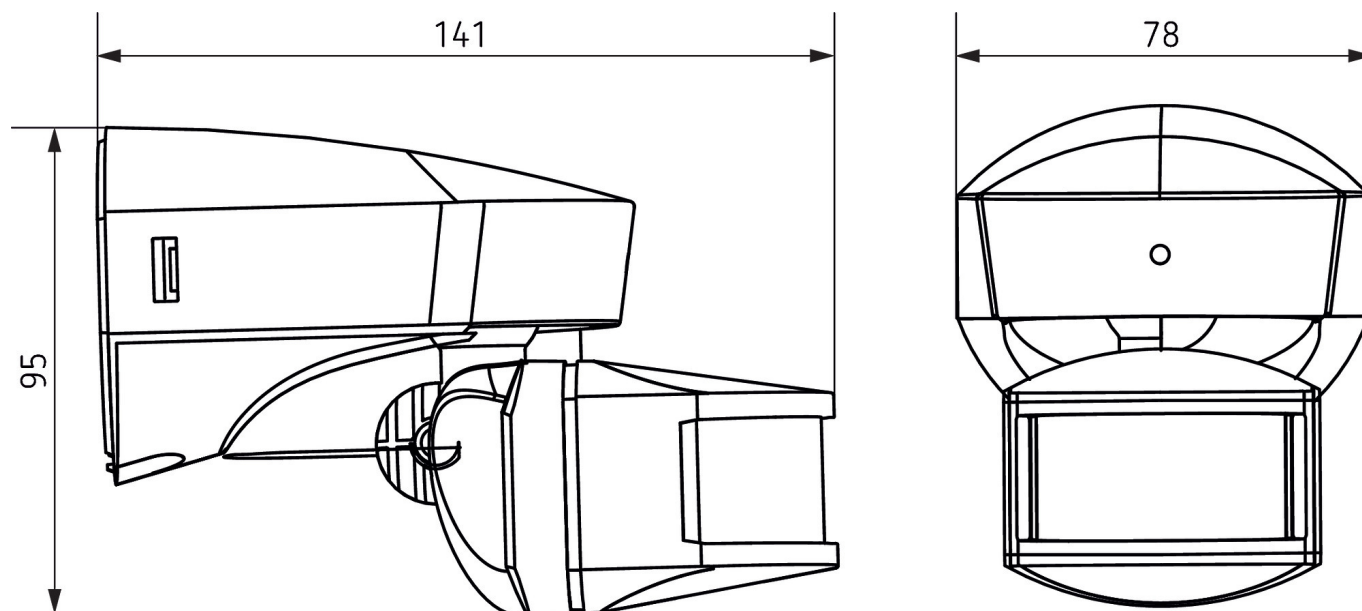


theLuxa E180 BK

Item no.: 1010206

theben
energy saving comfort


Scale drawings



Accessories

Corner angle theLuxa E BK

Item no.: 9070975



Subject to technical changes and misprints

additional information at: www.theben.de/product/1010206

The load data are determined with exemplary selected illuminants and are therefore typical data due to the large number of available products.

17/08/2021

Page 3 of 3