

# theLeda S10 WH

Item no.: 1020921



## LED spotlights theLeda S

### Description

- LED spotlight with motion detector
- 1 LED spot with 10 W (equivalent to 140 W Halogen spotlight)
- Spotlight can be swivelled  $\pm 40^\circ$  horizontally, and adjusted  $70^\circ$  downwards, wall-wash functionality by swivelling  $180^\circ$
- Suitable for outdoor use
- Automatic lighting control based on presence and brightness
- $180^\circ$  detection angle at a detection range of 10 m
- Area limit via lens attachment
- Orientation light with configurable dimming level
- Short and extended function via manual control system
- Integrated heat sink in housing color
- Direct-LED for maximum light output
- High-tech matrix-LED module
- Single-handed plug-in installation
- Instant start-up possible via factory preset
- Adjustable lux value and switch-off delay
- Settings can be changed without tools



### Technical data

theLeda S10 WH	
Operating voltage	230 V AC
Frequency	50 – 60 Hz
Stand-by consumption	~0.4 W
Colour	White
Installation type	Wall installation
Setting range brightness	5 – 200 lx
LED output (lighting current)	840 lm
Colour temperature	4000 K, neutral white

theLeda S10 WH	
Detection angle	$180^\circ$
Installation height	1.8 – 2.5 m
Light switch-off delay	2 s-30 min
Ambient temperature	-20°C ... 45°C
Protection class	I
Type of protection	IP 55

Subject to technical changes and misprints

additional information at: [www.theben.de/product/1020921](http://www.theben.de/product/1020921)

The load data are determined with exemplary selected illuminants and are therefore typical data due to the large number of available products.

20/08/2021

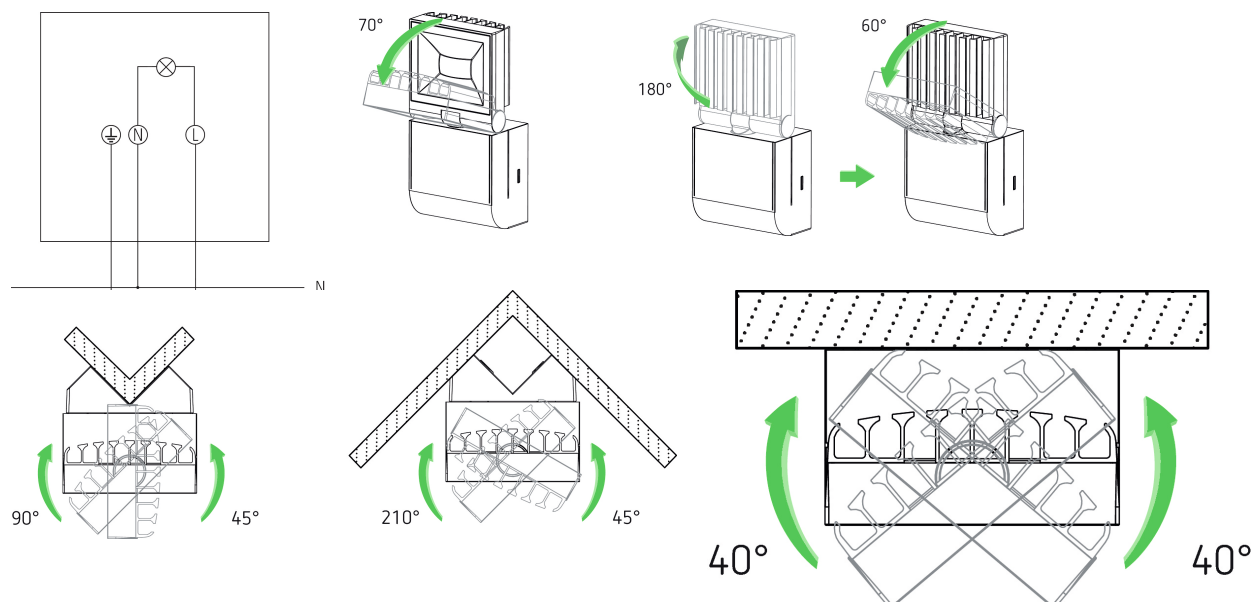
Page 1 of 3

# theLeda S10 WH

Item no.: 1020921

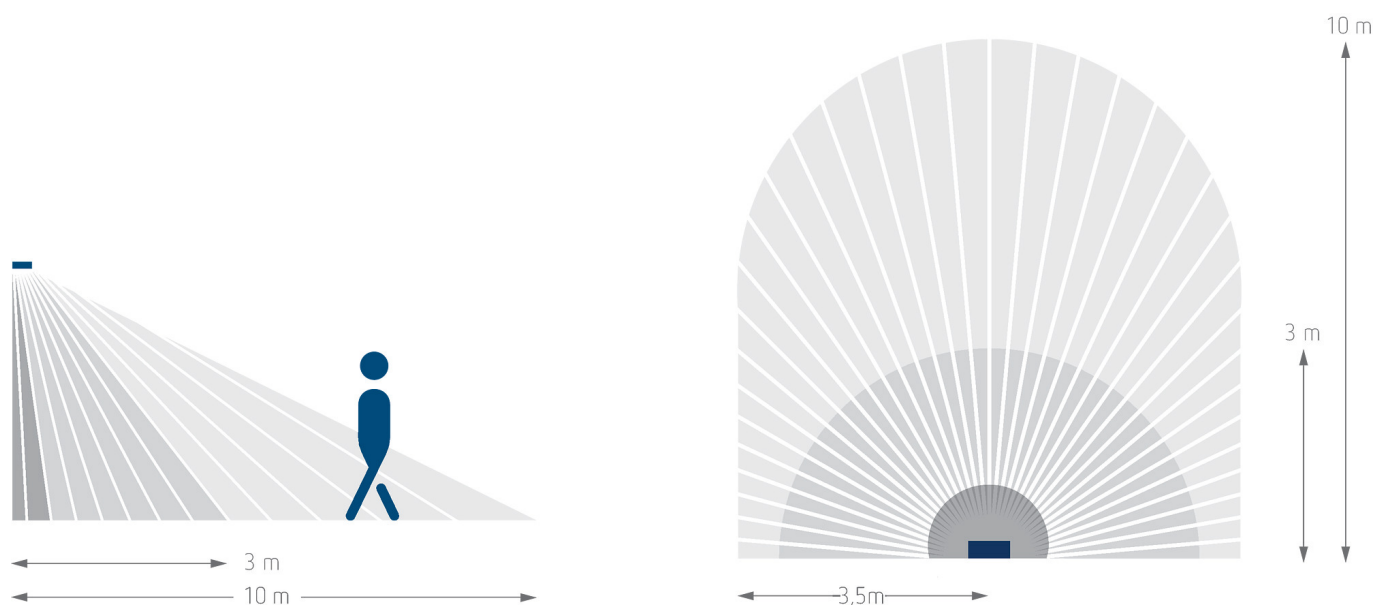
**theben**  
energy saving comfort

## Connection example



## Detection range for planning applications

Mounting height (A)	Diagonally (t)	Head on to (R)
2.5 m	10 m	3.5 m



Subject to technical changes and misprints

additional information at: [www.theben.de/product/1020921](http://www.theben.de/product/1020921)

The load data are determined with exemplary selected illuminants and are therefore typical data due to the large number of available products.

20/08/2021

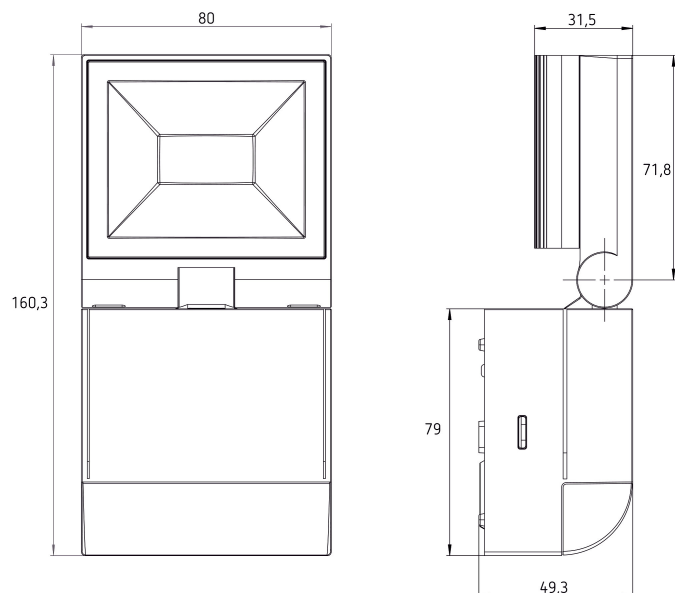
Page 2 of 3

# theLeda S10 WH

Item no.: 1020921

**theben**  
energy saving comfort

## Scale drawings



## Accessories

### Corner angle 10 WH

Item no.: 9070969



### Spacer 10 WH

Item no.: 9070971

