

theLuxa S150 BK

Item no.: 1010501

theben
energy saving comfort

Presence and motion detectors Outdoor detectors

Description

- Passive infra-red motion detector
- For outdoor use
- Additional creep under protection
- Sensor head can be turned by $\pm 90^\circ$ horizontally and by 30° downwards
- Adjustable brightness switching value and switch-off delay
- Mixed light measurement suitable for the control of fluorescent, incandescent, halogen lamps and LEDs
- Zero-cross switching for relay-saving switching and high lamp loads
- Teach-in of current brightness value possible
- Pulse function
- Test function for checking detection area
- Installation on flush-mounted socket possible (60 mm)
- Single-handed plug-in installation
- Instant start-up possible via factory preset
- Controls are place protected
- Terminal for protective earth conductor



Technical data

theLuxa S150 BK	
Operating voltage	230 V AC
Frequency	50 Hz
Stand-by consumption	~0.9 W
Light measurement	Mixed light measurement
Number of channels	1
Colour	Black
Switching output	Light
Installation type	Wall installation
Setting range brightness	5 – 1000 lx

theLuxa S150 BK	
Switching capacity	10 A at 230 V AC, $\cos \varphi = 1$, 6 A at 230 V AC, $\cos \varphi = 0.6$, 3 AX at 230 V AC, $\cos \varphi = 0.3$
Detection angle	150°
Installation height	2 – 4 m
Light switch-off delay	1 s-20 min
Incandescent/halogen lamp load	2300 W
Fluorescent lamp load (conventional) not corrected	2300 VA

Subject to technical changes and misprints

additional information at: www.theben.de/product/1010501

The load data are determined with exemplary selected illuminants and are therefore typical data due to the large number of available products.

theLuxa S150 BK

Item no.: 1010501

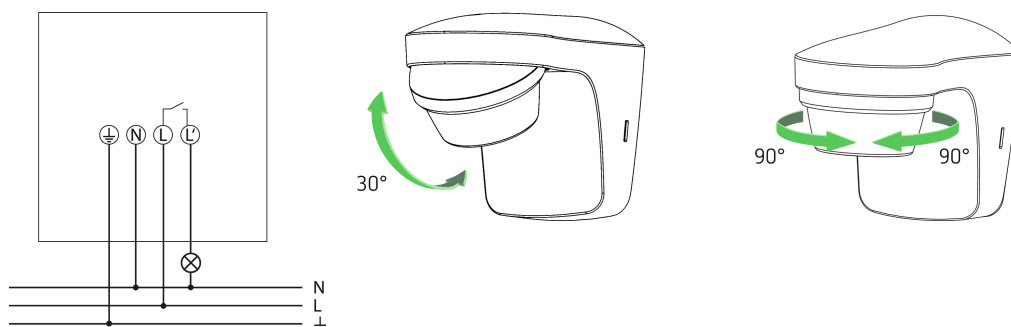
theben
energy saving comfort

Technical data

	theLuxa S150 BK
Fluorescent lamp load (conventional) parallel-corrected	1200 VA 120 µF
Fluorescent lamp load (conventional) series-corrected	2300 VA
Fluorescent lamp load (electronic ballast)	1000 W
Energy saving lamps	250 W
Inrush current	max. 300 A / 200 µs
LED lamp < 2 W	50 W

	theLuxa S150 BK
LED lamp 2-8 W	500 W
LED lamp > 8 W	500 W
Lamps	Incandescent / halogen lamps, fluorescent lamps, Energy saving lamps, LEDs
Remote controlled	–
Ambient temperature	-25°C ... 45°C
Protection class	II
Type of protection	IP 55

Connection example



Detection range for planning applications

Mounting height (A)	Diagonally (t)	Head on to (R)	
2 m	9 m	3 m	
2.5 m	12 m	5 m	
3 m	12 m	5 m	
3.5 m	12 m	5 m	
4 m	9 m	3 m	

Subject to technical changes and misprints

additional information at: www.theben.de/product/1010501

The load data are determined with exemplary selected illuminants and are therefore typical data due to the large number of available products.

02/04/2021

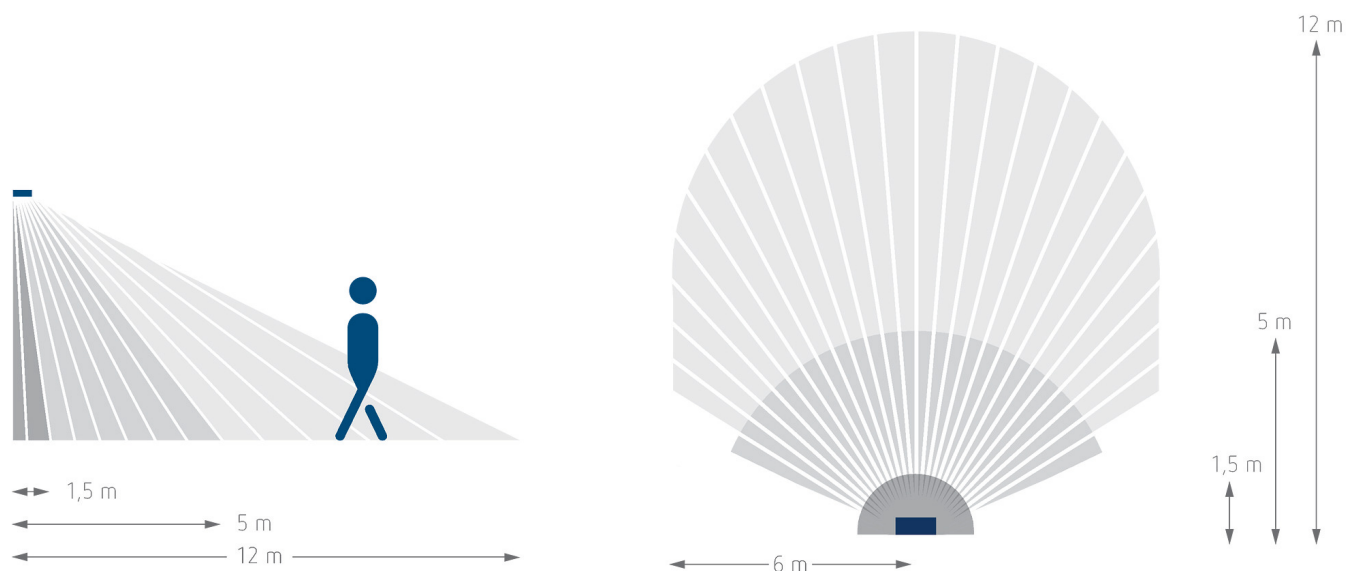
Page 2 of 4

theLuxa S150 BK

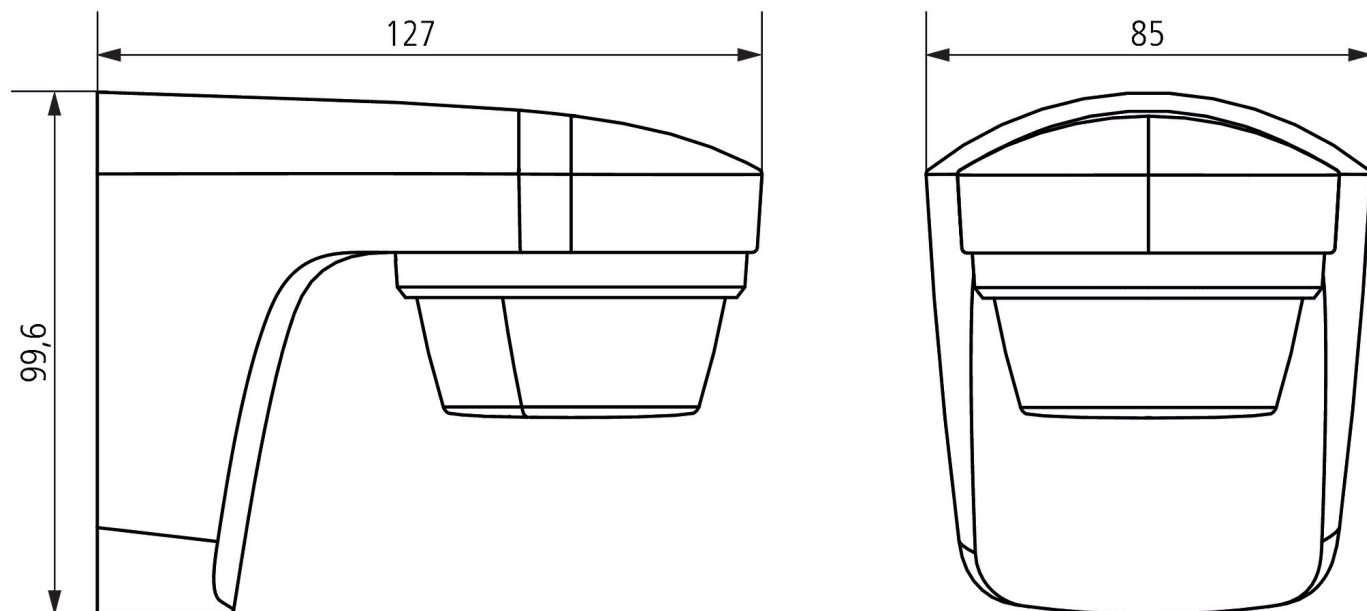
Item no.: 1010501

theben
energy saving comfort

Detection range for planning applications



Scale drawings



Subject to technical changes and misprints

additional information at: www.theben.de/product/1010501

The load data are determined with exemplary selected illuminants and are therefore typical data due to the large number of available products.

02/04/2021

Page 3 of 4

theLuxa S150 BK

Item no.: 1010501



Accessories

Corner angle theLuxa S BK

Item no.: 9070903



Spacer theLuxa S BK

Item no.: 9070907

