


HELM S 3PLED D540 • 1025094


Product:	Helm S 3PLED D540
Order code:	1025094
Family:	Helm S LED
Product group:	Emergency lighting

GENERAL DATA

Description:	Surface mounted LED emergency exit sign / escape luminaire Light distribution type: direct Optical system: clear polycarbonate diffuser, impact resistant Housing: polycarbonate Colour: white Battery charging time: 24 hours Battery: NiCd, deep discharge protection Recognition distance: 20 meters
Installation:	On the wall or ceiling, in ceilings with cut-out openings (mounting frame to be ordered separately). Push-in terminal, 3x2x2.5mm ²
Environment	Indoor
Application	escape route lighting, emergency exit sign

ELECTRICAL DATA

Mains voltage:	220-240V, 50/60Hz	System power*, W:	1
Power factor:	>0,60	Control gear:	ECG on/off
Illumination mode:	M/NM	Emergency operating time, h:	3
Connection:	Push-in terminal, 3x2x2.5mm ²		

LIGHTING DATA

Light source and cap, W:	LED	Light source included:	yes
Luminaire output*, lm(ta+25°C):	125	CRI (Ra):	80+
CCT, K:	6500	SDCM:	3
Light Distribution:	Wide-wide beam (C0-C180 plane 76 ...125 , C90-C270 plane 76 ...125)	Distribution Type:	Direct
Beam angle, °:	116x118	LED lifetime, h:	50000/L80B50

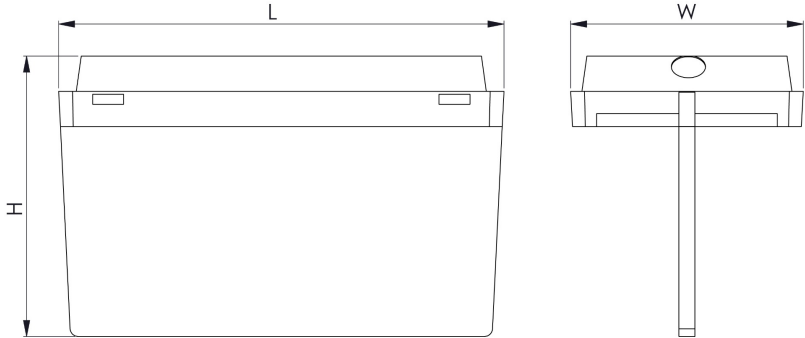
TECHNICAL DATA

Net weight, kg:	0.55	Mounting holes/cut-out dimensions, mm:	208x107
Quantity in package, pcs:	1	Packaging volume, m3/pcs:	0.0012
Pallet quantity, pcs:	840		
Dimensions, mm:	226x125x42		

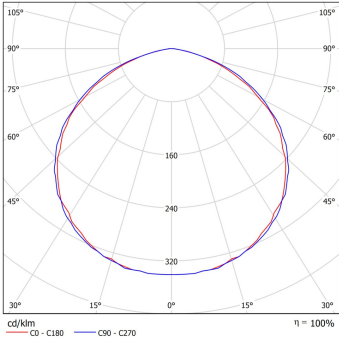
STANDARDS

Operating temperature range, °C:	ta 0...+40	Protection class IEC:	II
Ingress protection code:	IP65	Mechanical impact resistance:	IK08
Certificates:	CE, UKCA, RoHS	Warranty:	2 years

Technical drawing (.jpg)



Light distribution curve (.jpg)



Note: *: M-maintained (with an option of connecting as non-maintained), NM- non-maintained, system power and output indicates data in emergency mode, tolerance range for optical and electrical data: $\pm 10\%$, values apply to an ambient temperature of 25°C