



Technical data	
Main product function	"Alu-Plus" contact paste

Material data	
Fire load	0 MJ
Weight	35.3 g

Commercial data	
Product Group	2 (Terminal Block Accessories)
eCl@ss 10.0	27-14-11-92
eCl@ss 9.0	27-14-11-92
ETIM 7.0	EC002848
ETIM 6.0	EC002848
PU (SPU)	20 (5) Stück
Packaging type	Box
Country of origin VKOrg Germany	DE
GTIN	4017332133890
Customs tariff number VKOrg Germany	34039900900

Downloads

Environmental Product Compliance	
Compliance Search	
Environmental Product Compliance 249-130	

Documentation


Bid Text			
249-130	17.05.2017	doc 23.50 KB	
249-130	19.02.2019	xml 2.49 KB	

CAD/CAE-Data

CAE data	
EPLAN Data Portal 249-130	

Installation notes



Application



WAGO Rail-Mount Terminal Blocks (up to 4 mm²/12 AWG)  
For each conductor entry: Insert nozzle of the "Alu-Plus" syringe in every open conductor entry hole (one after the other).

Press plunger down until "Alu-Plus" has filled all conductor entry holes.



Application



WAGO Lighting Connectors  
Push nozzle of the "Alu-Plus" syringe first into the circular entry and then into the square conductor entry hole of the WAGO Lighting Connector.

Press the plunger down until "Alu-Plus" has filled both entry holes.  
  
Note: Not suitable for higher temperature applications!

Application



1. Push nozzle of the "Alu-Plus" syringe into every open conductor entry hole (one after the other).

2. Press plunger down until "Alu-Plus" has filled all conductor entry holes.