

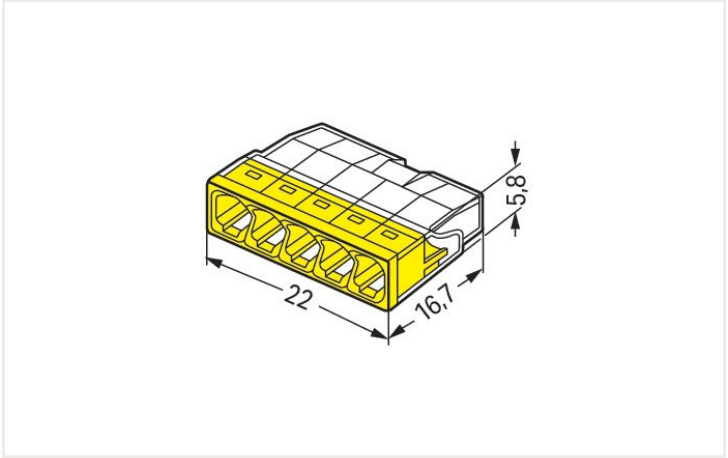
Data sheet | Item number: 2273-205

COMPACT splicing connector; for solid conductors; max. 2.5 mm²; 5-conductor; transparent housing; yellow cover; Surrounding air temperature: max 60°C (T60); 2,50 mm²; transparent

<https://www.wago.com/2273-205>



Color: transparent



Dimensions in mm

Advantages:

- Convenient wiring via extremely compact design
- Push-in termination of up to eight solid conductors
- Cross-section range: 0.5 ... 2.5 mm²
- Any combination of conductor sizes is possible
- PUSH WIRE® connection terminates solid ("s") copper conductors

Notes	
Safety information 1	in grounded power lines

Electrical data			
Ratings per IEC/EN		Ratings per UL	
Ratings per	IEC/EN 60998	Approvals per	UL 486C
Nominal voltage (II/2)	450 V	Rated voltage (UL)	600 V
Rated surge voltage (II/2)	4 kV	Rated current UL	20 A
Rated current	24 A		
Legend (ratings)	(II / 2) ≙ Overvoltage category II / Pollution degree 2		

Connection data			
Total number of connection points	5	Connection 1	
Total number of potentials	1	Connection technology	PUSH WIRE®
		Actuation type	Push-in
		Connectable conductor materials	Copper Aluminum





Connection 1

Connectable conductor materials (note)	<p><b>Terminating Aluminum Conductors</b></p> <p>WAGO spring clamp terminal blocks are suitable for solid aluminum conductors up to 4 mm²/12 AWG if WAGO “Alu-Plus” Contact Paste <a href="#">249-130</a> is used for termination.</p> <p>“Alu-Plus” Contact Paste Advantages:</p> <ul style="list-style-type: none"><li>• Automatically destroys the oxide film during clamping.</li><li>• Prevents fresh oxidation at the clamping point.</li><li>• Prevents electrolytic corrosion between aluminum and copper conductors (in the same terminal block).</li><li>• Provides long-term protection against corrosion.</li></ul> <p>For spring clamp connections with PUSH WIRE® connection technology, <b>WAGO recommends that the aluminum conductor first be cleaned</b> and then immediately inserted into the clamping unit filled with “Alu-Plus” contact paste.</p> <p>It is also possible to apply WAGO “Alu-Plus” <b>additionally</b> on the whole surface of the aluminum conductor before termination.</p> <p>Please note that the nominal currents must be adapted to the reduced conductivity of the aluminum conductors::</p> <p>2.5 mm² = 16 A 4 mm² = 22 A</p>
Solid conductor	0.5 ... 2.5 mm² / 20 ... 16 AWG
Strip length	11 mm / 0.43 inch
Wiring direction	Side-entry wiring

Physical data	
Width	22 mm / 0.866 inch
Height	5.8 mm / 0.228 inch
Depth	16.7 mm / 0.657 inch

Material data	
Note (material data)	<a href="#">Information on material data can be found here</a>
Color	transparent
Cover color	yellow
Flammability class per UL94	V2
Fire load	0.039 MJ
Weight	1.6 g





Environmental requirements	
Ambient temperature (operation)	+60 °C
Continuous operating temperature	105 °C
Temperature marking per EN 60998	T60






Commercial data	
Product Group	7 (Push Wire Conn.)
eCl@ss 10.0	27-14-11-04
eCl@ss 9.0	27-14-11-04
ETIM 7.0	EC000446
ETIM 6.0	EC000446
PU (SPU)	1000 (100) Stück
Packaging type	Box
Country of origin VKOrg Germany	DE
GTIN	4050821027874
Customs tariff number VKOrg Germany	85369010000


Approvals / Certificates

Country specific Approvals			Ship Approvals		
			  		
Approval	Standard	Certificate name	Approval	Standard	Certificate name
VDE VDE Prüf- und Zertifizierungsinstitut	EN 60998	40029794	ABS American Bureau of Ship-ping	-	15-HG1419918-PDA
			DNV GL Det Norske Veritas, Ger-manischer Lloyd	EN 60998	TAE000015T
			LR Lloyds Register	EN 60998	04/20013 (E8)

UL-Approvals

		
Approval	Standard	Certificate name
cULus_Listed_667F Underwriters Laboratories Inc.	UL 486C	E69654

Downloads

Environmental Product Compliance	
Compliance Search	
Environmental Product Compliance 2273-205	





Documentation				
Additional Information		Bid Text		
Technical Section	pdf 2142.18 KB		xml 3.17 KB	<a href="#">↓</a>
		19.02.2019		
		2273-205	doc 24.50 KB	<a href="#">↓</a>
		17.05.2017		
		ausschreiben.de 2273-205		<a href="#">↓</a>

CAD/CAE-Data	
CAD data	CAE data
2D/3D Models 2273-205	EPLAN Data Portal 2273-205
<a href="#">↓</a>	<a href="#">↓</a>
	WSCAD Universe 2273-205
	<a href="#">↓</a>
	ZUKEN Portal 2273-205
	<a href="#">↓</a>

1 Compatible products
1.1 Optional accessories
1.1.1 Mounting adapter
1.1.1.1 Mounting accessories



**Item no.: 2273-500**  
Mounting carrier; for single- and double-row con.; 2273 Series; for DIN-35 rail mounting/screw mounting; orange

1.1.2 Tool
1.1.2.1 "Alu-Plus" contact paste




**Item no.: 249-130**  
Syringe; Contents: 20 ml Alu-Plus contact paste



Installation notes

Conductor termination



Strip solid conductor to 11 mm/0.43 inch (see marking).

The transparent housing shows if conductors are fully inserted; within the colored base, a clear port shows if the conductor's strip length is correct. Conductors are correctly stripped if the clear port shows no bare conductor on the unprinted connector side. Picture shows center conductor with exceeded strip length.

Termination: Insert the stripped solid conductor until it hits the backstop.

Removal: Hold conductor to be removed and twist alternately left and right while pulling the connector.

Testing



Testing via test port opposite to conductor entry.