

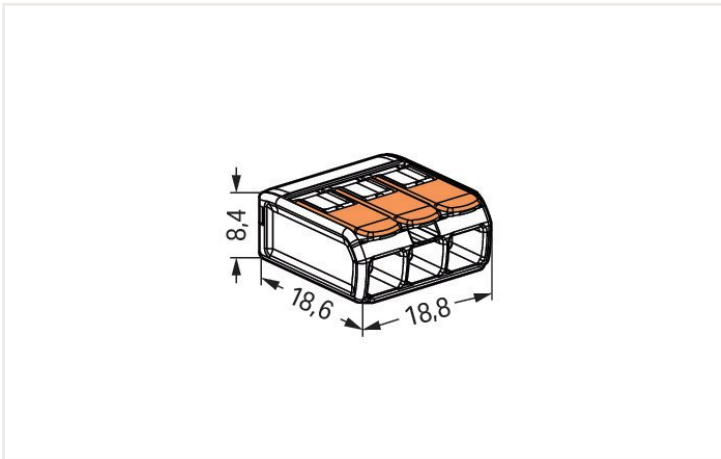
Data sheet | Item number: 221-413

COMPACT Splicing Connector; for all conductor types; max. 4 mm²; 3-conductor; with levers; transparent housing; Surrounding air temperature: max 85°C (T85); 4,00 mm²; transparent

<https://www.wago.com/221-413>



Color: ☒ transparent



Dimensions in mm

Your benefits:

- Ease of use – pull the lever up, insert a conductor and push the lever back down
- Available as 2-, 3- and 5-wire connectors
- Easily terminate conductors from 0.14 to 4 mm²
- Connect solid, stranded and fine-stranded conductors
- Save time for installers and device manufacturers
- Quickly install devices with higher power consumption
- Safely install long cable runs with larger conductor cross sections
- Mounting carrier for installation conforms to standards
- Custom carriers are possible

Notes

Safety information 1

in grounded power lines

Electrical data

Ratings per IEC/EN

Ratings per	EN 60664
Nominal voltage (II/2)	450 V
Rated surge voltage (II/2)	4 kV
Rated current	32 A
Legend (ratings)	(II / 2) ≙ Overvoltage category II / Pollution degree 2

Ratings per UL

Approvals per	UL 486C
Rated voltage UL (Use Group C)	600 V
Rated current UL (Use Group C)	20 A

Connection data

Total number of connection points	3
Total number of potentials	1

Connection 1

Connection technology	CAGE CLAMP®
Actuation type	Lever
Connectable conductor materials	Copper
Nominal cross-section	4 mm²
Solid conductor	0.2 ... 4 mm² / 24 ... 12 AWG
Stranded conductor	0.2 ... 4 mm² / 24 ... 12 AWG
Fine-stranded conductor	0.14 ... 4 mm² / 24 ... 12 AWG
Strip length	11 mm / 0.43 inch
Wiring direction	Side-entry wiring

Physical data

Width	18.8 mm / 0.74 inch
Height	8.6 mm / 0.327 inch
Depth	18.8 mm / 0.732 inch

Material data

Note (material data)	Information on material data can be found here
Color	transparent
Flammability class per UL94	V2
Fire load	0.048 MJ
Actuator color	orange
Weight	2.5 g

Environmental requirements

Ambient temperature (operation)	+85 °C
Continuous operating temperature	105 °C
Temperature marking per EN 60998	T85

Commercial data

Product Group	7 (Push Wire Conn.)
eCl@ss 10.0	27-14-11-04
eCl@ss 9.0	27-14-11-04
ETIM 7.0	EC000446
ETIM 6.0	EC000446
PU (SPU)	500 (50) Stück
Packaging type	Box
Country of origin VKOrg Germany	DE
GTIN	4050821808442
Customs tariff number VKOrg Germany	85369010000



Approvals / Certificates

Country specific Approvals



Approval	Standard	Certificate name
CCA DEKRA Certification B.V.	EN 60998	NTR NL-7827
KEMA/KEUR DEKRA Certification B.V.	EN 60998	71-113253 REV. 1

Ship Approvals



Approval	Standard	Certificate name
ABS American Bureau of Ship- ping	-	18-HG1755093-PDA
DNV GL Det Norske Veritas, Ger- manischer Lloyd	EN 60998	TAE000015T
LR Lloyds Register	EN 60998	04/20013 (E8)

UL-Approvals



Approval	Standard	Certificate name
UL UL International Germany GmbH	UL 486C	E69654

Downloads

Environmental Product Compliance

Compliance Search
Environmental Product Compliance 221-413









Documentation





Additional Information
Technical Section










pdf
2142.18 KB






Bid Text			
221-413	19.02.2019	xml 3.43 KB	
221-413	23.01.2019	docx 15.29 KB	
ausschreiben.de 221-413			


CAD/CAE-Data	
CAD data	CAE data
2D/3D Models 221-413 	EPLAN Data Portal 221-413 
	ZUKEN Portal 221-413 

1 Compatible products			
1.1 Optional accessories			
1.1.1 Jumper			
1.1.1.1 Jumper			
			
Item no.: 221-941/000-006 Jumper; for conductor entry; 2-way; insulated; blue	Item no.: 221-942/000-006 Jumper; for conductor entry; 2-way; insulated; blue	Item no.: 221-941 Jumper; for conductor entry; 2-way; insulated; dark gray	Item no.: 221-942 Jumper; for conductor entry; 2-way; insulated; dark gray

1.1.2 Mounting adapter				
1.1.2.1 Mounting accessories				
				
Item no.: 221-500/000-006 Mounting carrier; 221 Series - 4 mm²; for DIN-35 rail mounting/screw mounting; blue	Item no.: 221-500/000-053 Mounting carrier; 221 Series - 4 mm²; for DIN-35 rail mounting/screw mounting; dark gray-yellow	Item no.: 221-500 Mounting carrier; 221 Series - 4 mm²; for DIN-35 rail mounting/screw mounting; orange	Item no.: 221-503/000-004 Mounting carrier; for 3-conductor terminal blocks; 221 Series - 4 mm²; for screw mounting; black	
				
Item no.: 221-503 Mounting carrier; for 3-conductor terminal blocks; 221 Series - 4 mm²; for screw mounting; white	Item no.: 221-513/000-004 Mounting carrier; for 3-conductor terminal blocks; 221 Series - 4 mm²; with snap-in mounting foot for horizontal mounting; black	Item no.: 221-513 Mounting carrier; for 3-conductor terminal blocks; 221 Series - 4 mm²; with snap-in mounting foot for horizontal mounting; white	Item no.: 221-523/000-004 Mounting carrier; for 3-conductor terminal blocks; 221 Series - 4 mm²; with snap-in mounting foot for vertical mounting; black	
				
Item no.: 221-523 Mounting carrier; for 3-conductor terminal blocks; 221 Series - 4 mm²; with snap-in mounting foot for vertical mounting; white				

Installation notes		
Conductor termination		
		
Strip conductor to 11 mm (0.43 inch).	Termination: Lift the lever to open the clamping unit and insert a stripped conductor.	Then, lower the lever to close the clamp.

Application



Wiring fine-stranded conductors in junction boxes.



Custom low-voltage lighting system



Lighting distribution in a ceiling canopy



Pendant light connection in a suspended ceiling



COMPACT Splicing Connectors for All Conductor Types (4 mm²), 221 Series



Compact, lever-operated splicing connectors:

Tool-free connection of up to five stripped, fine-stranded conductors from 0.14 ... 4 mm², as well as solid or stranded conductors from 0.2 ... 4 mm² (24 ... 12 AWG).

How they work:

Pull up an orange lever to open the clamping unit. Then insert the conductor and push the lever back down, flush with the connector housing.

Safety:

The lever's specially designed rest position reliably prevents accidental unclamping of a connected conductor.

Application safety, for any type of conductor (solid, stranded, fine-stranded), is confirmed by approvals like ENEC or UL.